

BHARAT SOKA GAKKAI
FCRA - A/C
Balance Sheet as at 31.03.2019

(in Rupees)

Particulars	Note no.	As at March 31, 2019	As at March 31, 2018
LIABILITIES			
Corpus Fund	2	43,00,77,484	22,68,47,600
Depreciation Fund	3	23,67,84,557	23,16,94,353
Current liabilities			
Trade payables	4	26,37,604	-
Other current liabilities	5	53,82,609	2,06,274
		67,48,82,254	45,87,48,227
ASSETS			
Non-Current assets			
Fixed Assets			
-Tangible assets		35,60,32,555	35,60,32,556
Capital work in progress (Incurred from Corpus Fund)		16,57,38,478	1,29,86,212
Long term loans and advances	6	31,32,012	1,75,000
Current assets			
Cash and bank balances	7	14,97,51,170	8,93,26,419
Other Current Assets	8	2,28,039	2,28,039
		67,48,82,254	45,87,48,227

Significant Accounting Policies 1

For Vaish & Associates
Chartered Accountants
FRN-005388N



Akhil Jain
Partner
M No. 088661




UDIN-19088661AAAACY4281

Date: 17 September 2019

Place: New Delhi

For Bharat Soka Gakkai

Indranath Chowdhury
Director General

Date: 17 September 2019

Place: New Delhi

BHARAT SOKA GAKKAI
FCRA - A/C
Income & Expenditure Account for the year ending 31 March, 2019

(in Rupees)

Particulars	Note no.	Year ended March 31, 2019	Year ended March 31, 2018
Income			
Donation	9	20,85,73,597	31,87,379
Interest Income	10	63,31,727	58,61,482
Total Income		21,49,05,324	90,48,861
Expenses			
Finance Cost	11	10,800	-
Other expenses	12	65,74,436	54,16,960
Total expenses		65,85,236	54,16,960
Excess of Income over Expenditure		20,83,20,088	36,31,901

For Vaish & Associates
Chartered Accountants
FRN-005388N


Akhil Jain

Partner

M No. 088661

UDIN-19088661AAAACY4281


Date: 17 September 2019

Place: New Delhi



For Bharat Soka Gakkai




Indranath Chowdhury

Director General

Date: 17 September 2019

Place: New Delhi

BHARAT SOKA GAKKAI
FCRA - A/C

Receipt & Payment Account for the year ending 31 March, 2019

Receipts	For the Year Ended 31 March 2019	For the Year Ended 31 March 2018	Payments	For the Year Ended 31 March 2019	For the Year Ended 31 March 2018
Balance as on 01.04.2018 Yes Bank	8,93,26,419	8,55,56,894			
Corpus Corpus Additions	-	1,00,00,000	Revenue Expenditure Bank Charges Rent Legal & Professional Fee	- 56,65,790 3,40,200	49,30,605 -
Income Donation	20,85,62,797	31,87,379	Payment of statutory dues TDS -Payable Contractors TDS -Payable Professionals TDS -Payable Rent	15,91,839 7,00,375 5,37,473	7,56,093 4,76,153
Interest income Interest on Savings Bank A/c - Yes Bank	63,31,727	58,61,482	Capital Expenditure Work-in-Progress Multipurpose Hall SBTG	14,56,17,972	91,52,389
Refund from Income Tax Refund received from income tax	-	61,083	Payment to vendor Payment to vendor for expenses	16,124	25,179
			Closing Balance as on 31.03.2019 Yes Bank	14,97,51,170	8,93,26,419
Grand total	30,42,20,943	10,46,66,838	Grand total	30,42,20,943	10,46,66,838

For Vaish & Associates
Chartered Accountants
FRN-005388N



AJ
Akhil Jain
Partner
M No. 088661
UDIN-19088661AAAACY4281
Date: 17 September 2019
Place: New Delhi



For Bharat Soka Gakkai

Indranath Chowdhury
Indranath Chowdhury
Director General
Date: 17 September 2019
Place: New Delhi

BHARAT SOKA GAKKAI
FCRA A/C

Schedule - I Fixed Assets as on 31.03.2019

Particulars	Gross block				Depreciation				WDV	
	Original Cost as at 01.04.2018	Addition during the year	Sale/ adjustment during the year	Total as at 31.3.2019	Upto the year as at 01.04.2018	For the year	Sale/ adjustment	Total as at 31.3.2019	As on 31.03.2019	As on 31.03.2018
	(Rs.)	(Rs.)	(Rs.)	(Rs.)	(Rs.)	(Rs.)	(Rs.)	(Rs.)	(Rs.)	(Rs.)
Land										
BSG Educational & Cultural Complex										
Land	7,34,64,706	-	-	7,34,64,706	-	-	-	-	7,34,64,706	7,34,64,706
	7,34,64,706	-	-	7,34,64,706	-	-	-	-	7,34,64,706	7,34,64,706
Building										
Culture centre building - C 46	1,74,89,895	-	-	1,74,89,895	1,10,87,389.15	6,40,251	-	1,17,27,640	57,62,254	64,02,506
Culture centre building - J 21	16,75,35,990	-	-	16,75,35,990	14,91,15,113.38	18,42,088	-	15,09,57,201	1,65,78,788	1,84,20,877
Culture centre building - Mumbai	3,87,15,621	-	-	3,87,15,621	2,55,95,465.12	13,12,016	-	2,69,07,481	1,18,08,139	1,31,20,156
BSG educational & cultural complex										
Building(Ineld tubewell) - SBTG	54,33,275	-	-	54,33,275	47,39,749.51	69,352	-	48,09,102	6,24,173	6,93,525
Friendship centre building - SBTG	1,18,51,834	-	-	1,18,51,834	1,04,82,164.25	4,09,785	-	1,08,91,949	9,59,885	13,69,670
Auditorium-SBTG	1,79,01,107	-	-	1,79,01,107	1,52,14,246.42	1,36,967	-	1,53,51,213	25,49,893	26,86,860
Open air theater - SBTG	44,15,118	-	-	44,15,118	39,89,533.96	2,68,686	-	42,58,220	1,56,898	4,25,584
Boundary wall - SBTG	77,05,289	-	-	77,05,289	52,44,270.90	42,558	-	52,86,829	24,18,460	24,61,018
Monument of World Peace	53,57,430	-	-	53,57,430	12,59,576.74	246,102	-	15,05,679	38,51,749	40,97,851
	27,64,05,559	-	-	27,64,05,557	22,67,27,509	49,67,805	-	23,16,95,314	4,47,10,241	4,96,78,047
Furniture & Fittings										
Furniture & fixture	23,27,341	-	-	23,27,341	14,02,047	92,529	-	14,94,576	8,32,765	9,25,294
Electrical fixture & fittings	6,56,085	-	-	6,56,085	4,43,011	21,307	-	4,64,318	1,91,767	2,13,074
	29,83,426	-	-	29,83,426	18,45,058	1,13,836	-	19,58,894	10,24,532	11,38,368
Plant & Machinery										
Plant & machinery (Inclusive of office equipments & musical instruments)	25,94,650	-	-	25,94,650	24,66,432	19,233	-	24,85,665	1,08,985	1,28,217
BSG educational & cultural complex - Motor vehicle (Including tractor)	5,84,216	-	-	5,84,216	6,55,352	(10,670)	-	6,44,682	(60,466)	(71,136)
	31,78,866	-	-	31,78,866	31,21,784	8,563	-	31,30,347	48,519	57,081
Total	35,60,32,556	-	-	35,60,32,555	23,16,94,352	50,90,204	-	23,67,84,556	11,92,47,998	12,43,38,203



BHARAT SOKA GAKKAI**NOTES TO ACCOUNTS****2. CORPUS FUND**

Particulars	Year ended 31 March 2019	Year ended 31 March 2018
Opening balance	22,68,47,600	21,88,72,041
Add : additions during the year	-	1,00,00,000
Add : Excess of Income over Expenditure	20,83,20,088	36,31,901
Less : Current year depreciation	50,90,204	56,56,342
TOTAL	43,00,77,484	22,68,47,600

3. RESERVE AND SURPLUS

Particulars	Year ended 31 March 2019	Year ended 31 March 2018
Depreciation fund		
Opening balance	23,16,94,353	22,60,38,011
Add : current year depreciation	50,90,204	56,56,342
TOTAL	23,67,84,557	23,16,94,353

4. CREDITORS

Particulars	Year ended 31 March 2019	Year ended 31 March 2018
Bell Automation	25,61,004	-
Om Shiv Sai Enterprises	76,601	-
TOTAL	26,37,604	-

5. OTHER CURRENT LIABILITIES**5.1 STATUARY LIABILITIES**

Particulars	Year ended 31 March 2019	Year ended 31 March 2018
TDS Payable - Professional	1,92,989	1,61,066
TDS Payable - Rent	28,557	29,084
TDS -Payable Contractors	5,30,943	-
TOTAL	7,52,489	1,90,150



5.2 EXPENSES PAYABLE

Particulars	Year ended	Year ended
	31 March 2019	31 March 2018
Expenses Payable	4,83,800	16,124
TOTAL	4,83,800	16,124

5.3 RETENTION MONEY

Particulars	Year ended	Year ended
	31 March 2019	31 March 2018
Retention Money	41,46,320	-
TOTAL	41,46,320	-

6. LONG TERM LOAN AND ADVANCES

6.1 CAPITAL ADVANCES

Particulars	Year ended	Year ended
	31 March 2019	31 March 2018
CTC Projects Pvt Ltd	22,79,930	-
India Carpet	17,782	-
Nitson and Amitsu Pvt. Ltd.	6,389	-
Perfect Industrial Instruments	3,87,300	-
Sudhir Power Projects Ltd	2,65,610	-
Adarsh Farmequipments Pvt Ltd	1,75,000	1,75,000
TOTAL	31,32,012	1,75,000

7. CASH AND BANK BALANCES

Particulars	Year ended	Year ended
	31 March 2019	31 March 2018
-Yes Bank	14,97,51,170	8,93,26,419
TOTAL	14,97,51,170	8,93,26,419

8. OTHER CURRENT ASSETS

8.1. BALANCE WITH GOVERNMENT AUTHORITIES

Particulars	Year ended	Year ended
	31 March 2019	31 March 2018
TDS Recoverable	2,28,039	2,28,039
TOTAL	2,28,039	2,28,039

9. DONATION

Particulars	Year ended	Year ended
	31 March 2019	31 March 2018
Donation	20,85,73,597	31,87,379
TOTAL	20,85,73,597	31,87,379



10. INTEREST INCOME

Particulars	Year ended 31 March 2019	Year ended 31 March 2018
Interest on Savings Bank A/c - Yes Bank	63,31,727	58,61,482
TOTAL	63,31,727	58,61,482

11. FINANCE COST

Particulars	Year ended 31 March 2019	Year ended 31 March 2018
Bank Charges	10,800	-
TOTAL	10,800	-

12. OTHER EXPENSES

Particulars	Year ended 31 March 2019	Year ended 31 March 2018
Rent	62,02,736	54,16,960
Legal & Professional Fee	3,71,700	-
TOTAL	65,74,436	54,16,960



13 Previous year's figures have been regrouped or rearranged wherever necessary.

As per our report of even date attached

For Vaish & Associates

Chartered Accountants

FRN-005388N



Akhil Jain

Partner

M No. 088661


UDIN-19088661AAAACY4281

Date: 17 September 2019

Place :New Delhi



For Bharat Soka Gakkai



Indranath Chowdhury

Director General

Date: 17 September 2019

Place :New Delhi