

BHARAT SOKA GAKKAI
FCRA - A/C
Balance sheet as at 31.03.2018

(in Rupees)

As at 31.03.2017	LIABILITIES	As at 31.03.2018	As at 31.03.2017	ASSETS	As at 31.03.2018
	Corpus fund			Fixed assets (gross)	
22,64,38,936	Opening balance 21,88,72,041		35,60,32,556	(as per Schedule - 1)	35,60,32,556
-	Add : additions during the year 1,00,00,000				
(12,81,415)	Add : Excess of Income over Expenditure 36,31,901		29,55,337	Capital Work-in-progress	1,29,86,212
	Less : expenditure out of corpus			Current assets, loans & advances	
62,85,481	Less : current year depreciation 56,56,342			Bank Balances	
21,88,72,041		22,68,47,600	-	-State bank of india	-
	Depreciation fund		8,55,56,894	-Yes Bank	8,93,26,419
21,97,52,530	Opening balance 22,60,38,011			Advances recoverable in cash or in kind or for value to be received	
62,85,481	Add : current year depreciation 56,56,342				
-	Less: adjustment for the year -				
22,60,38,011		23,16,94,353	1,75,000	-Adarsh farm equipments	1,75,000
	Current Liabilities		2,89,122	Other Advances	2,28,039
73,678	Statutory Liabilities(Notes 2.1) 1,90,150				
-	Retention Money -				
25,179	Other current liabilities (Note 2.2) 16,124	2,06,274			
44,50,08,909		45,87,48,227	44,50,08,909		45,87,48,227

For Vaish & Associates

Chartered Accountants

FRN-005388N


Akhil Jain

Partner


M No. 088661



Date: 22nd August 2018

Place: New Delhi

For Bharat Soka Gakkai


Indranath Chowdhury
Director General



Date: 22nd August 2018

Place: New Delhi

BHARAT SOKA GAKKAI
FCRA - A/C

Income & expenditure account for the year ending 31 March, 2018

(in Rupees)

2016-17	Expenditure	2017-18	2016-17	Income	2017-18
4,780	Bank Charges	-	-	Donations	31,87,379
11,70,000	Change of Land Use Expenses	-	22,80,385	Interest On Term Deposit	-
40,73,251	Rent	54,16,960	16,86,231	Interest on Savings Bank A/c - Yes Bank	58,61,482
(12,81,415)	Excess of Income over Expenditure	36,31,901			
39,66,616		90,48,861	39,66,616		90,48,861

For Vaish & Associates
Chartered Accountants
FRN-005388N



Akhil Jain

Partner
M No. 088661



Date: 22nd August 2018
Place: New Delhi

For Bharat Soka Gakkai


Indranath Chowdhury
Director General



Date: 22nd August 2018
Place: New Delhi

BHARAT SOKA GAKKAI
FCRA - A/C
Receipt & payment account for the year ending 31 March, 2018

2016-17	Receipts	Amount (Rs.)	2016-17	Payments	Amount(Rs.)
	Balance as on 01.04.2017				
9,03,03,830	State bank of india	-		Revenue Expenditure	
-	Yes Bank	8,55,56,894	4,780	Bank Charges	-
			36,94,539	Rent	49,30,605
	Corpus			Payment of statutory dues	
-	Corpus Additions	1,00,00,000	2,165	TDS -Payable Contractors	-
	Income		2,30,000	TDS -Payable Professionals	7,56,093
-	Donation	31,87,379	3,59,830	TDS -Payable Rent	4,76,153
-	Cheque cancelled refund back	-			
	Interest income			Capital Expenditure	
16,86,231	Interest on Savings Bank A/c - Yes Bank	58,61,482	11,40,000	Change of Land Use Expenses	-
20,52,346	Interest on Term Deposits	-	26,75,361	Work-in-Progress Multipurpose Hall SBTG	91,52,389
	Refund from Income Tax			Payment to vendor	
-	Refund received from income tax	61,083	-	Payment to vendor for expenses	25,179
			3,78,838	Other payments	
				Retention Money	-
				Closing Balance as on 31.03.2018	
			8,55,56,894	Yes Bank	8,93,26,419
9,40,42,406	Grand total	10,46,66,838	9,40,42,406	Grand total	10,46,66,838


For Vaish & Associates
Chartered Accountants
FRN-005388N


Akhil Jain
Partner
M No. 088661



Date: 22nd August 2018
Place: New Delhi

For Bharat Soka Gakkai


Indranath Chowdhury
Director General



Date: 22nd August 2018
Place: New Delhi

BHARAT SOKA GAKKAI
FCRA A/C

Schedule -1 Fixed Assets as on 31.03.2018

Particulars	Gross block				Depreciation				WDV	
	Original Cost as at 01.04.2017 (Rs.)	Addition during the year (Rs.)	Sale/ adjustment during the year (Rs.)	Total as at 31.3.2018 (Rs.)	Upto the year as at 01.04.2017 (Rs.)	For the year (Rs.)	Sale/ adjustment (Rs.)	Total as at 31.3.2018 (Rs.)	As on 31.03.2018 (Rs.)	As on 31.03.2017 (Rs.)
Land										
BSG Educational & Cultural Complex										
Land	7,34,64,706	-	-	7,34,64,706	-	-	-	-	7,34,64,706	7,34,64,706
	7,34,64,706	-	-	7,34,64,706	-	-	-	-	7,34,64,706	7,34,64,706
Building										
Culture centre building - C 46	1,74,89,895	-	-	1,74,89,895	10375999	7,11,390	-	1,10,87,389	64,02,506	71,13,896
Culture centre building - J 21	16,75,35,990	-	-	16,75,35,990	147068349	20,46,764	-	14,91,15,113	1,84,20,877	2,04,67,641
Culture centre building - Mumbai	3,87,15,621	-	-	3,87,15,621	24137670	14,57,795	-	2,55,95,465	1,31,20,156	1,45,77,951
BSG educational & cultural complex										
Building(Incld tubewell) - SBTG	54,33,275	-	-	54,33,275	4662692	77,058	-	47,39,750	6,93,525	7,70,583
Friendship centre building - SBTG	1,18,51,834	-	-	1,18,51,834	10329978	1,52,186	-	1,04,82,164	13,69,670	15,21,856
Auditorium-SBTG	1,79,01,107	-	-	1,79,01,107	14915706	2,98,540	-	1,52,14,246	26,86,860	29,85,400
Open air theater - SBTG	44,15,118	-	-	44,15,118	3942247	47,287	-	39,89,534	4,25,584	4,72,871
Boundary wall - SBTG	77,05,289	-	-	77,05,289	4970825	273446	-	52,44,271	24,61,018	27,34,464
Monument of World Peace	53,57,430	-	-	53,57,430	804260	455317	-	12,59,577	40,97,851	45,53,168
	27,64,05,559	-	-	27,64,05,559	22,12,07,726	55,19,783	-	22,67,27,509	4,96,78,047	5,51,97,830
Furniture & Fittings										
Furniture & fixture	23,27,341	-	-	23,27,341	12,99,237	1,02,810	-	14,02,047	9,25,294	10,28,104
Electrical fixture & fittings	6,56,085	-	-	6,56,085	4,19,336	23,675	-	4,43,011	2,13,074	2,36,749
	29,83,426	-	-	29,83,426	17,18,573	1,26,485	-	18,45,058	11,38,368	12,64,853
Plant & Machinery										
Plant & machinery (Inclusive of office equipments & musical instruments)	25,94,650	-	-	25,94,650	24,44,094	22,338	-	24,66,432	1,28,217	1,50,555
BSG educational & cultural complex - Motor vehicle (Including tractor)	5,84,216	-	-	5,84,216	6,67,616	(12,264)	-	6,55,352	(71,136)	(83,400)
	31,78,866	-	-	31,78,866	31,11,710	10,074	-	31,21,784	57,081	67,155
Total	35,60,32,556	-	-	35,60,32,556	22,60,38,010	56,56,342	-	23,16,94,352	12,43,38,203	12,99,94,545
Previous Figures	35,60,32,556	-	-	35,60,32,556	21,97,52,529	62,85,481	-	22,60,38,010	12,99,94,545	13,62,80,026



BHARAT SOKA GAKKAI**2. NOTES TO ACCOUNTS****2.1 STATUARY LIABILITIES**

For the year ended 31.3.2017	Particulars	For the year ended 31.3.2018
54,796	TDS Payable - Professional	1,61,066
18,882	TDS Payable - Rent	29,084
-	TDS -Payable Contractors	-
73,678		1,90,150

2.2 OTHER CURRENT LIABILITIES

For the year ended 31.3.2017	Particulars	For the year ended 31.3.2018
25,179	Expenses Payable	16,124
25,179		16,124

2.3 OTHER ADVANCES


For the year ended 31.3.2017	Particulars	For the year ended 31.3.2018
2,89,122	TDS recoverable	2,28,039
2,89,122		2,28,039

As per our report of even date attached

For Vaish & Associates

Chartered Accountants

FRN-005388N


Akhil Jain

Partner


M No. 088661

Date: 22nd August 2018

Place :New Delhi



For Bharat Soka Gakkai


Indranath Chowdhury
Director General

Date: 22nd August 2018

Place :New Delhi

